

iAluRil[®]

Sodium Hyaluronate | Sodium Chondroitin Sulphate | Calcium Chloride

with iAluadapter[®]



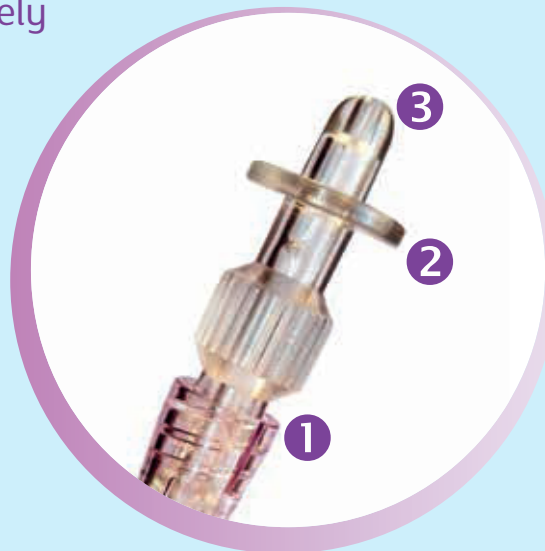
iAluadapter[®] tip sheet for patients

1. Before you begin, urinate to empty your bladder as much as possible. If necessary, you may need to double-void. This means staying on the toilet for longer to pass urine more than once, to make sure the bladder is completely empty.

2. Wash the area surrounding the urethra thoroughly with warm water, and if necessary, unperfumed soap. Also ensure your hands are suitably clean.

3. Partially open the packaging and attach the iAluadapter onto the prefilled luer-lock syringe (1).

- Use a half twist motion to ensure it's securely fastened.
- Make sure you do not touch the isolating collar (2) or radiused tip (3).



4. Once you are ready to administer, completely remove from the sterile packaging and insert the tip (3) of the iAluadapter into the urethra up to the isolating collar (2).

Enhance pressure to slowly instill.

N.B. Do not apply pressure to the syringe until inserted - pressure prior to insertion can cause leakage. Do not apply too much pressure as this can kink the urethra and prevent successful instillation.

5. Try to relax as much as possible as this helps to relax the bladder sphincter for ease of instillation.

6. Remove the syringe once completely instilled and dispose.

7. Keep the iAluRil[®] in the bladder for as long as possible (minimum time recommended: 30 minutes).

ASPIRE[®]
P H A R M A

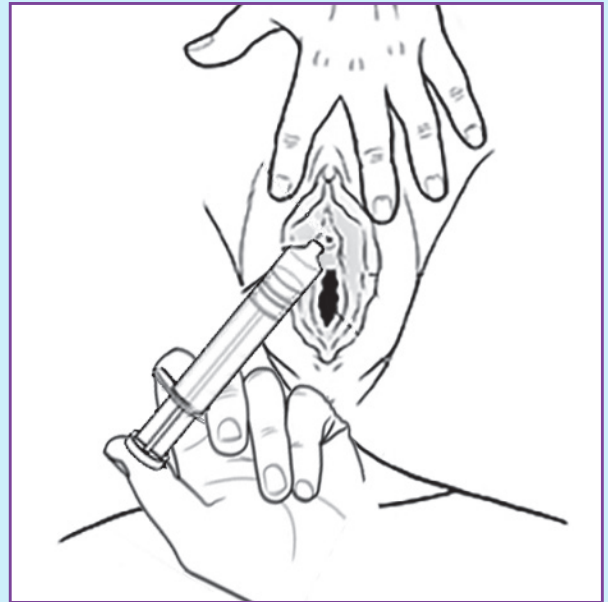
www.aspirepharma.co.uk

Females

Elevation of the orifice elongates and straightens the urethra.

Insert tip of iAluadapter® into the orifice up to the isolating collar and enhance pressure against it.

Correct the angle of the syringe by feeling when it sits straight with the urethra.



Males

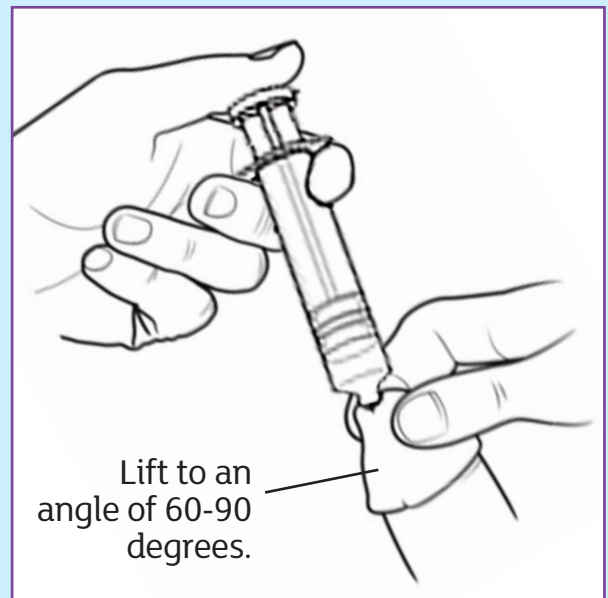
With the right hand, gently straighten and stretch the penis.

Lift it to an angle of 60-90 degrees.

Immediately after instillation, remove the syringe/adaptor and compress the urethra with two fingers to prevent the solution from leaking out.

Suck around 20ml air into the syringe (around the capacity of the urethra), then slowly fill the urethra with this air to ensure all the iAluRil® reaches the bladder.

Stop this process as soon as you feel air bubbling into the bladder, or if you experience pain.



Reporting of Side Effects

If you get any side effects, talk to your doctor, pharmacist or nurse. This includes any possible side effects not listed in the product's package leaflet. You can also report side effects directly via the Yellow Card Scheme at www.mhra.gov.uk/yellowcard. By reporting side effects you can help provide more information on the safety of this medical device.

iAluRil®
Sodium Hyaluronate | Sodium Chondroitin Sulphate | Calcium Chloride
with iAluadapter®

...efficacy, without resistance

1010244813 v 2.0 Feb 22

ASPIRE®
P H A R M A
www.aspirepharma.co.uk