

iAluRil®

Sodium Hyaluronate | Sodium Chondroitin Sulphate | Calcium Chloride

with iAluadapter®



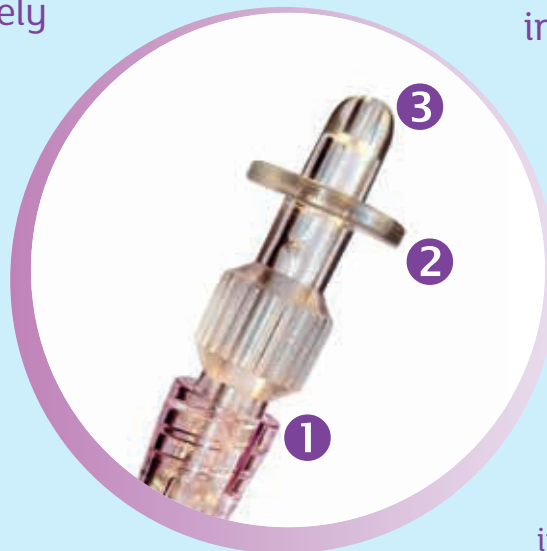
iAluadapter tip sheet for patients

1. Before you begin, urinate to empty your bladder as much as possible. If necessary, you may need to double-void. This means staying on the toilet for longer to pass urine more than once, to make sure the bladder is completely empty.

2. Ensure your urethral area and hands are clean.

3. Partially open the packaging and attach the iAluadapter onto the iAluRil syringe (1).

- Use a half twist motion to ensure it's securely fastened.
- Make sure you do not touch the isolating collar (2) or radiused tip (3).



4. Once you are ready to administer, completely remove the iAluadapter from the sterile packaging and insert the tip (3) of the iAluadapter into the urethra up to the isolating collar (2).

Enhance pressure to slowly instill, adjusting the angle to find the best position for you.

N.B. Do not apply pressure to the syringe until inserted - pressure prior to insertion can cause leakage. Try not to apply too much pressure as this can kink the urethra and prevent successful instillation.

5. Try to relax as much as possible as this helps to relax the bladder sphincter for ease of instillation.

6. Remove the syringe once completely instilled and dispose.

7. Keep the iAluRil in the bladder for between 30 minutes and 3 hours.

ASPIRE®
P H A R M A

www.aspirepharma.co.uk

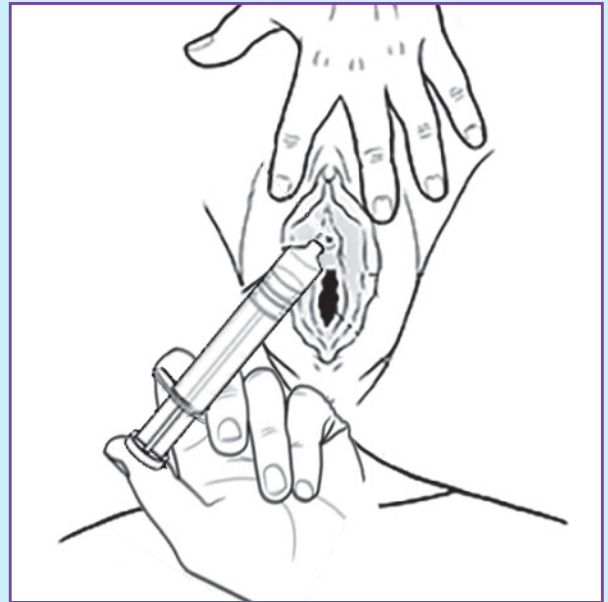
Females

Elevation of the urethra elongates and straightens it.

Insert tip of iAluadapter into the urethra up to the isolating collar and enhance pressure against it.

Correct the angle of the syringe by feeling when it sits straight with the urethra.

Keeping the labia open will help you see the administration process more easily.



Males

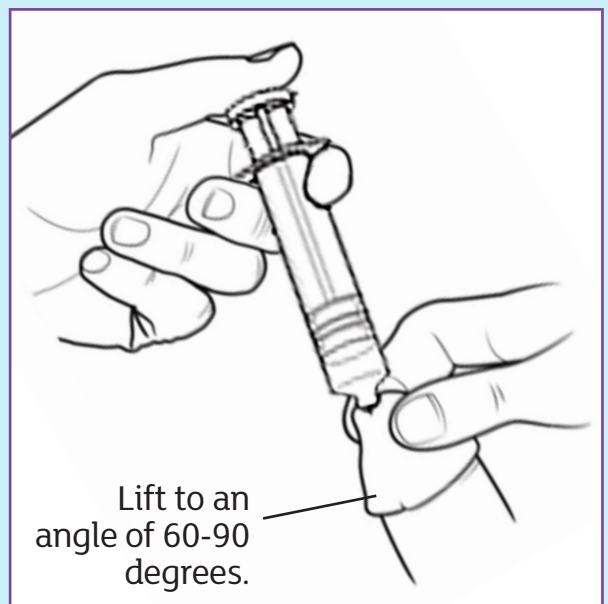
With the right hand, gently straighten and stretch the penis.

Lift it to an angle of 60-90 degrees.

Immediately after instillation, remove the syringe/adapter and compress the urethra with two fingers to prevent the solution from leaking out.

Suck around 20ml air into the syringe (around the capacity of the urethra), then slowly fill the urethra with this air to ensure all the iAluRil reaches the bladder.

Stop this process as soon as you feel air bubbling into the bladder, or if you experience pain.



Please note, administration of iAluRil using the iAluadapter should not be done in the 3 days after sexual intercourse.



@bladdermatters

Reporting of Side Effects

If you get any side effects, talk to your doctor, pharmacist or nurse. This includes any possible side effects not listed in the product's package leaflet. You can also report side effects directly via the Yellow Card Scheme at www.mhra.gov.uk/yellowcard. By reporting side effects you can help provide more information on the safety of this medical device.

iAluRil[®]
Sodium Hyaluronate | Sodium Chondroitin Sulphate | Calcium Chloride
with iAluadapter[®]

...efficacy, without resistance

1010244813 v 4.0 February 2024

ASPIRE[®]
PHARMA
www.aspirepharma.co.uk